

MITSUBISHI ELECTRIC CORPORATION

APPLICATION NOTE	Prepared by	<i>H. Harada. T. Ozawa</i>	Rev	
	Approved by	<i>M. Yamamoto Nov. 8. 2002</i>		

主 題 (SUBJECT) PM100CLA/CLB060 特性データ (Performance Curves)

内 容 (CONTENTS)

1. インバータ部 (Inverter Part)

- | | |
|---|----------------------------|
| 1.1 コレクタ・エミッタ間飽和電圧特性
(Collector-Emitter Saturation Voltage (VS. I_C) Characteristics) | $T_j=25/125^\circ\text{C}$ |
| 1.2 スイッチング損失特性
(Switching Loss Characteristics) | $T_j=25/125^\circ\text{C}$ |
| 1.3 ダイオード部順方向特性
(FWDi Forward Voltage Characteristics) | $T_j=25/125^\circ\text{C}$ |
| 1.4 ダイオード部逆回復特性 (I_{RR} , t_{RR} VS. $-I_C$)
(FWDi Reverse Recovery Characteristics) | $T_j=25/125^\circ\text{C}$ |

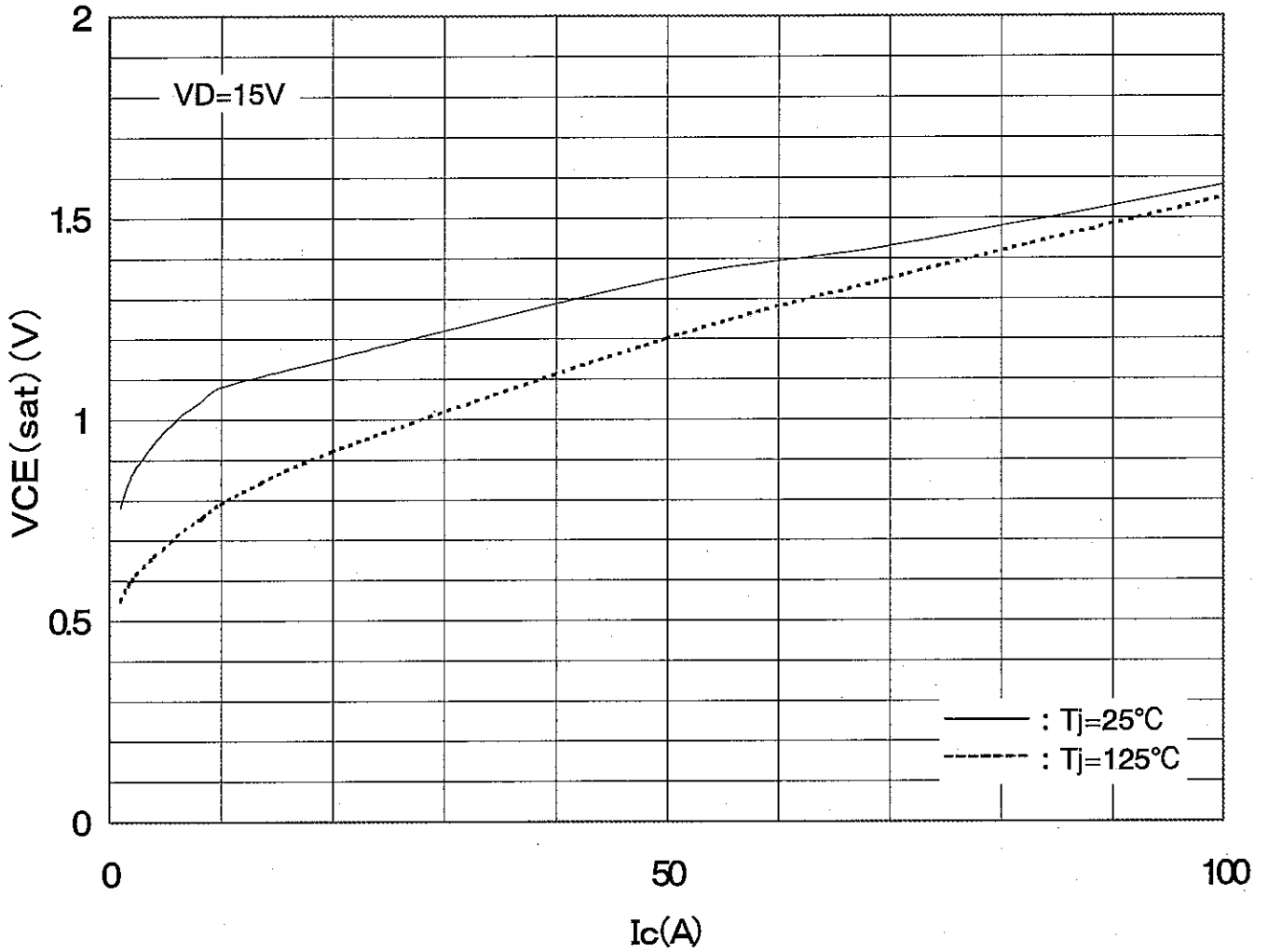
2. 過渡熱インピーダンス特性 (Transient Thermal Impedance Characteristics)

2.1 インバータ部 (Inverter Part)

APPLICATION NOTE	Prepared by		Rev	
	Approved by			

PM100CLA/CLB060

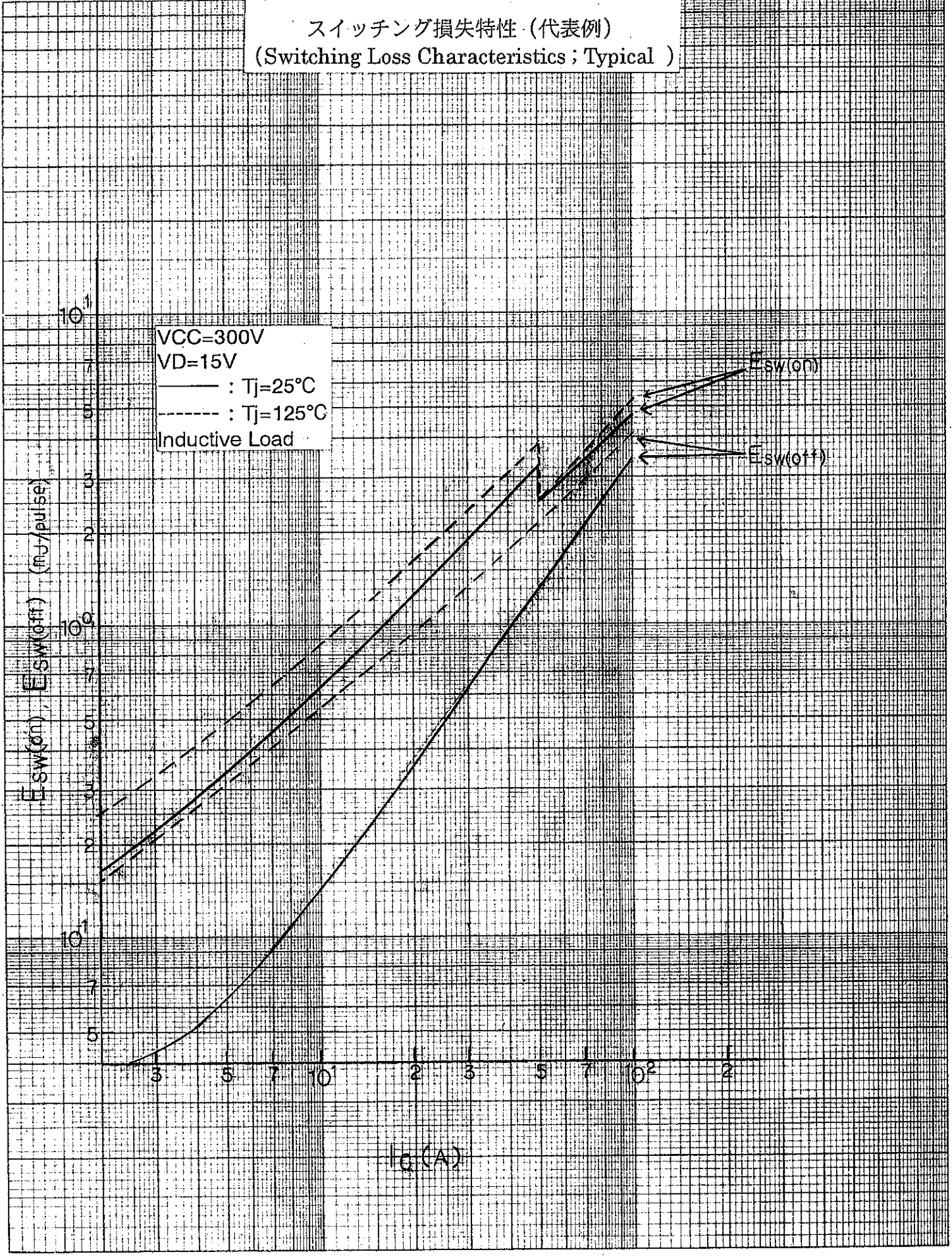
コレクタ・エミッタ間飽和電圧特性 (インバータ部・代表例)
 (Collector-Emitter Saturation Voltage (VS. Ic) Characteristics ;
 (Inverter Part) Typical)



MITSUBISHI ELECTRIC CORPORATION

PM100CLA/CLB060

スイッチング損失特性 (代表例)
(Switching Loss Characteristics ; Typical)



CMH-5128
(3/6)

CURVE NO.

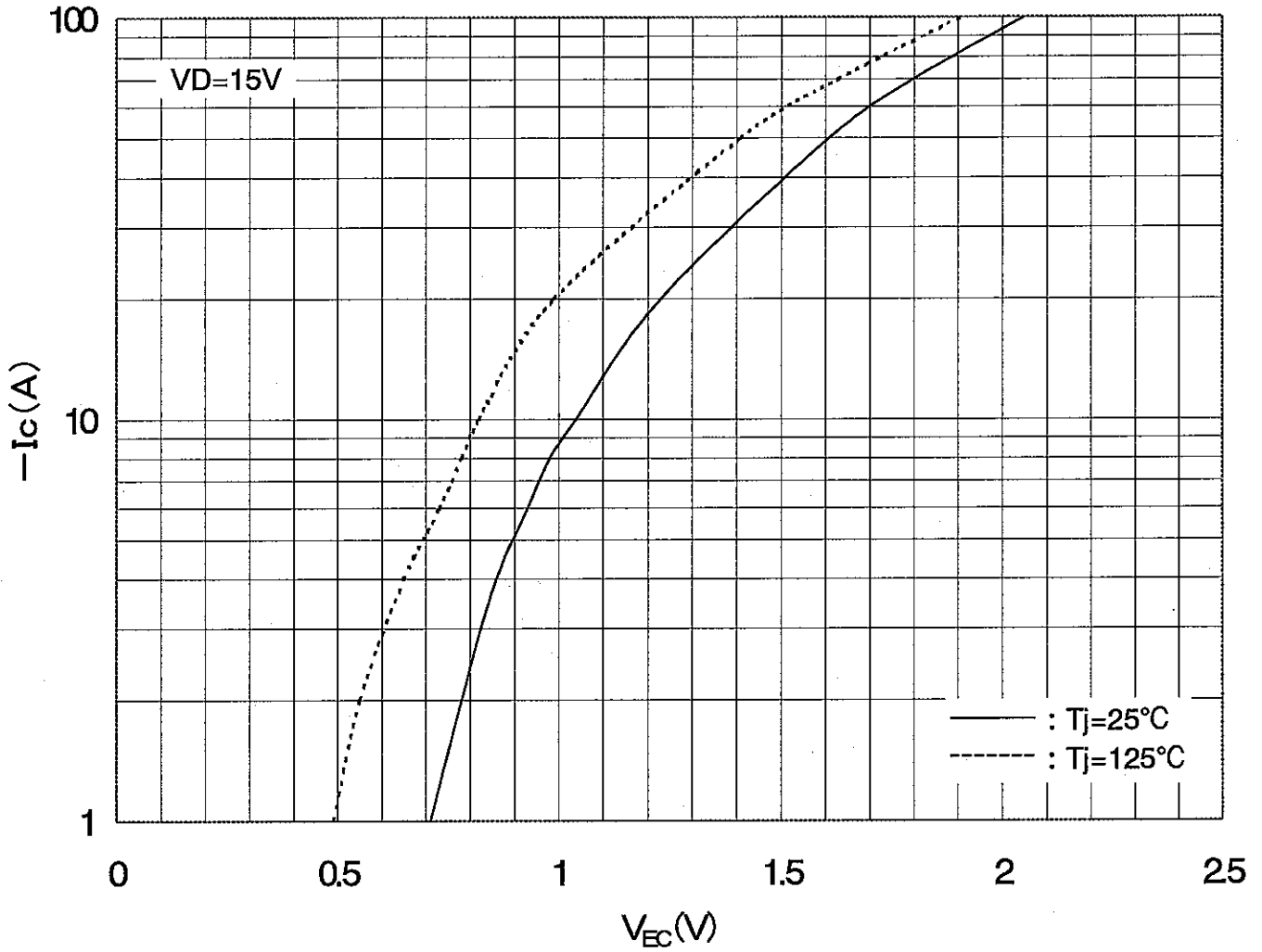
SIGN _____
DATE _____

MITSUBISHI ELECTRIC CORPORATION

APPLICATION NOTE	Prepared by		Rev	
	Approved by			

PM100CLA/CLB060

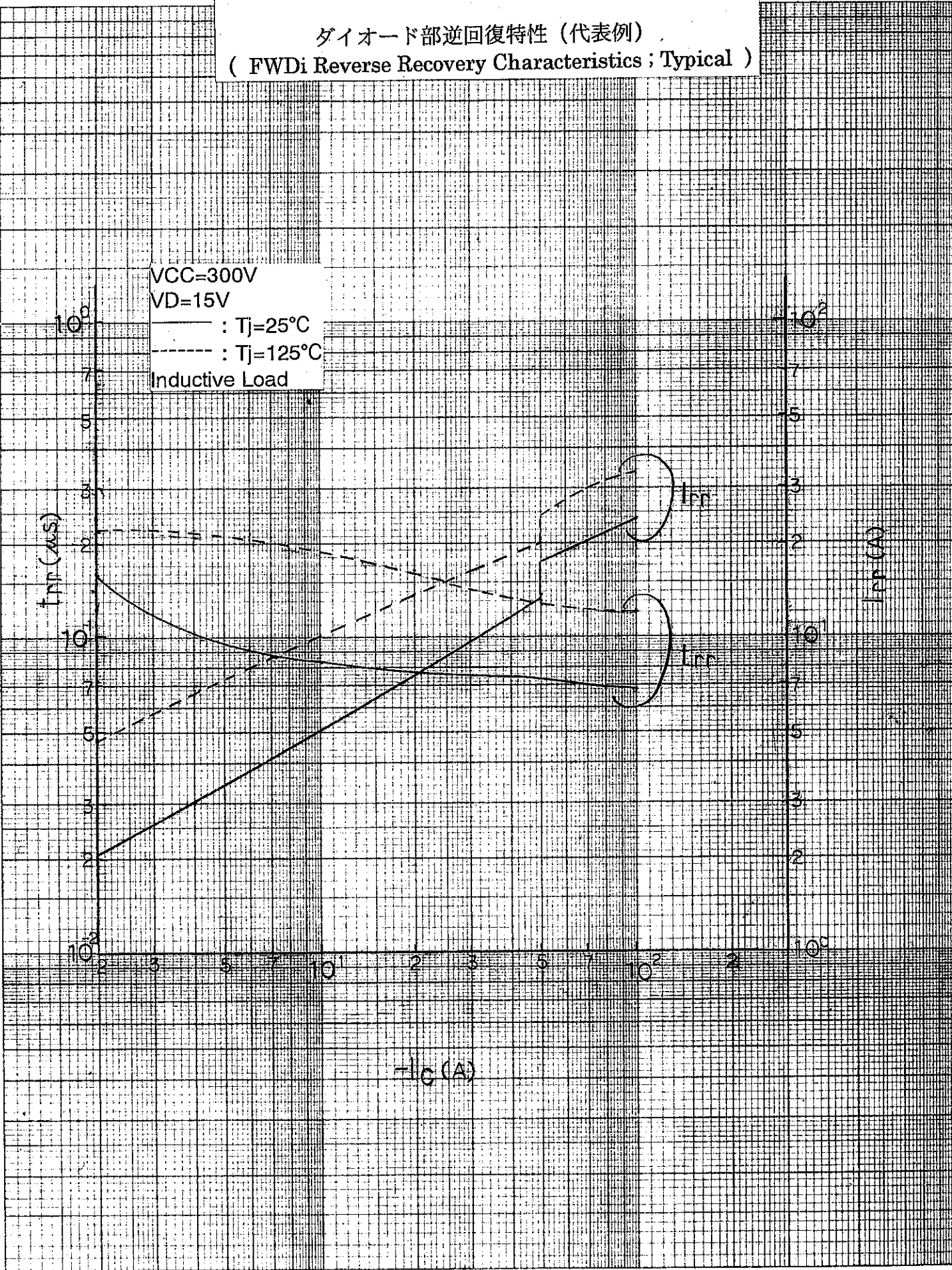
ダイオード部順方向特性 (インバータ部・代表例)
 (FWDi Forward Voltage Characteristics ; (Inverter Part) Typical)



MITSUBISHI ELECTRIC CORPORATION

PM100CLA/CLB060

ダイオード部逆回復特性 (代表例)
(FWDi Reverse Recovery Characteristics ; Typical)



CMH-5128
(5/6)

CURVE NO.

SIGN _____
DATE _____

APPLICATION NOTE	Prepared by		Rev	
	Approved by			

2. PM100CLA/CLB060 過渡熱インピーダンス特性
 (Transient Thermal Impedance Characteristics)

2.1 インバータ部 過渡熱抵抗特性
 Inverter Part (Single Pulse)

IGBT部 (IGBT Part) ; 基準値 = $R_{th(j-c)Q} = 0.35 \text{ } ^\circ\text{C/W}$
 FWDi部 (FWDi Part) ; 基準値 = $R_{th(j-c)F} = 0.56 \text{ } ^\circ\text{C/W}$

(Tcは側面)

